









Image	Part Number	Product Type	Specification	Rated Power	Lumen Output	UL / cUL	DLC	Wireless dimming
	LA(I)-(MAR100W) Aluminum cover	LED High Bay	1.AC100~277V 2.CCT:2700-6000K 3.CRI>80 4.Size:Φ270*H476 5.Net weight:3.7kg 6.Beam angle: 60, 120	100W	10000-11000lm	✓	✓	PWM/0-10V
	LA(I)-(MAR100W) PC transparent cover	LED High Bay	1.AC100~277V 2.CCT:2700-6000K 3.CRI>80 4.Size:Φ270*H476 5.Net weight:3.7kg 6.Beam angle: 60, 120	100W	10000-11000lm	✓	✓	PWM/0-10V
	LA(I)-(MAR150W) Aluminum cover	LED High Bay	1.AC100~277V 2.CCT:2700-6000K 3.CRI>80 4.Size:Φ350*H565 5.Net weight:6.0kg 6.Beam angle: 60, 120	150W	15000-16000lm	✓	✓	PWM/0-10V
	LA(I)-(MAR150W) PC transparent cover	LED High Bay	1.AC100~277V 2.CCT:2700-6000K 3.CRI>80 4.Size:Φ350*H565 5.Net weight:6.0kg 6.Beam angle: 60, 120	150W	15000-16000lm	✓	✓	PWM/0-10V
	LA(I)-(CGK100W)	LED High Bay	1.AC100~277V 2.CCT:2700-6000K 3.CRI>80 4.Size:Φ270*H220 5.Net weight:5.4kg 6.Beam angle:30°, 60°, 120°	100W	11000-12000lm	✓	✓	PWM/0-10V
	LA(I)-(BGK150W)	LED High Bay	1.AC100~277V 2.CCT:2700-6000K 3.CRI>80 4.Size:Φ280*H370 5.Net weight:8.1kg 6.Beam angle:30°, 60°, 120°	150W	16500-18000lm	✓	✓	PWM/0-10V
	LA(I)-(BGK200W)	LED High Bay	1.AC100~277V 2.CCT:2700-6000K 3.CRI>80 4.Size:Φ280*H370 5.Net weight:8.1kg 6.Beam angle: 30°,60°,120°	200W	22000-23000lm	✓	✓	PWM/0-10V
	LA(I)-(BGK100W-A)		1.AC100~277V 2.CCT:2700-6000K 3.CRI>80 4.Size:ø360*H250 5.Net weight:6.4kg 6.Beam angle:60°	100W	11000-13000lm	✓	✓	PWM/0-10V
	LA(I)-(BGK150W-A) mini type	LED High Bay	1.AC100~277V 2.CCT:2700-6000K 3.CRI>80 4.Size:ø360*H250 5.Net weight:6.4kg 6.Beam angle:60°	150W	18000-19500lm	✓	✓	PWM/0-10V

	LA(I)-(BGK200W-A) mini type	LED High Bay	1.AC100~277V 2.CCT:2700-6000K 3.CRI>80 4.Size:ø360*H250 5.Net weight:6.4kg 6.Beam angle:60°	200W	23000-24000lm	✓	✓	PWM/0-10V
	LA(I)-(BGK200W-A)	LED High Bay	1.AC100~277V 2.CCT:2700-6000K 3.CRI>80 4.Size:ø480*H424 5.Net weight:9.3kg 6.Beam angle:60°	200W	25000-26000lm	✓	✓	PWM/0-10V
	LA(I)-(BGK250W-A)	LED High Bay	1.AC100~277V 2.CCT:2700-6000K 3.CRI>80 4.Size:ø480*H424 5.Net weight:9.5kg 6.Beam angle:60°	250W	31000-32500lm	✓	✓	PWM/0-10V
	LA(I)-(BGK360W-A)	LED High Bay	1.AC100~277V 2.CCT:2700-6000K 3.CRI>80 4.Size:ø480*H424 5.Net weight:10.2kg 6.Beam angle:60°	360W	39600-43200lm	✓	✓	PWM/0-10V
	LA(I)-(LIN-0604- 100W)	LED Linear High Bay	1.AC100~277V 2.CCT:2700-6000K 3.CRI>80 4.Size:700*480*60mm 5.Net weight:7.1kg 6.Beam angle:110°	100W	12000-13000lm	✓	✓	PWM/0-10V
	LA(I)-(LIN-0904- 150W)	LED Linear High Bay	1.AC100~277V 2.CCT:2700-6000K 3.CRI>80 4.Size:970*480*60mm 5.Net weight:10.8kg 6.Beam angle:110°	150W	18000-19500lm	✓	✓	PWM/0-10V
	LA(I)-(LIN-1204- 200W)	LED Linear High Bay	1.AC100~277V 2.CCT:2700-6000K 3.CRI>80 4.Size:1240*480*60mm 5.Net weight:13.1kg 6.Beam angle:110°	200W	24000-26000lm	✓	✓	PWM/0-10V
	LA(I)-(LIN-1204- 300W)	LED Linear High Bay	1.AC100~277V 2.CCT:2700-6000K 3.CRI>80 4.Size:1240*480*60mm 5.Net weight:13.1kg 6.Beam angle:110°	300W	36000-39000lm	✓	✓	PWM/0-10V
	LA(O)-(570TG160W)	LED Flood Light	1.AC100~277V 2.CCT:2700-6000K 3.CRI>80 4.Size:570*286*95 5.Net weight:11.64kg 6.Beam angle:90°	160W	15400-16800lm	✓	✓	No

	LA(O)- (5433TG200W)	LED Flood Light	1.AC100~277V 2.CCT:2700-6000K 3.CRI>80 4.Size:535*328*252 5.Net weight:10.1kg 6.Beam angle:110°	200W	20000-21000lm	✓	✓	No
	LA(O)-(760LD160W)	LED Street Light	1.AC100~277V 2.CCT:2700-6000K 3.CRI>80 4.Size:760*350*160 5.Net weight:13.5kg 6.Beam angle:batwing	160W	15400-16800lm	✓	✓	No
	LA(O)- (1060LD200W)	LED Street Light	1.AC100~277V 2.CCT:2700-6000K 3.CRI>80 4.Size:1060*420*106mm 5.Net weight:10.9kg 6.Beam angle:batwing	200W	20000-21000lm	✓	✓	No
	LA-PRO-1209U	Vapor Tight	1.AC100-277V 2.CCT:2700-6000K 3.CRI>80 4.Size:665*128*68mm 5.Net weight:1.9kg 6.Beam angle:110° 7.IP65	18W	1620-1800lm	✓		No
	LA-PRO-1218U	Vapor Tight	1.AC100-277V 2.CCT:2700-6000K 3.CRI>80 4.Size:1268*128*68mm 5.Net weight:3.0kg 6.Beam angle:110° 7.IP65	36W	3240-3600lm	✓		No
	LA-PRO-1228U	Vapor Tight	1.AC100-277V 2.CCT:2700-6000K 3.CRI>80 4.Size:1268*128*68mm 5.Net weight:3.6kg 6.Beam angle:110° 7.IP65	56W	5040-5600lm	✓		No
	LASB60W-250W	Shoebox	1.AC100-277V 2.CCT:4000K,4500K, 5000K, 5500K 3.CRI>80 4.Type III Beam angle, IP65 5. 6 Year Warranty	60W	8171lm	✓	✓	Yes
	LASB100W-350W	Shoebox	1.AC100-277V 2.CCT:4000K,4500K, 5000K, 5500K 3.CRI>80 4.Type III Beam angle, IP65 5. 6 Year Warranty	100W	12000lm	✓	✓	Yes

	LASB140W-400W	Shoebox	1.AC100-277V 2.CCT:4000K,4500K, 5000K, 5500K 3.CRI>80 4.Type III Beam angle, IP65 5. 6 Year Warranty	140W	17123lm	✓	✓	Yes
	LASB-OptionPK	Shoebox - Options Package	Includes - Surge Protection Photocell Sensor Dimming Driver Microwave Motion Sensor Remote Control Unit					
	LAUFO-100W	UFO Highbay / Lowbay	1.AC100-277V - IP65 2.CCT:3000K,4000K,4500K, 5000K,5700K 3.CRI>80, Philips 3030 /LED's 4.60°90°120 Beam angle, IP65 5. 5 Year Warranty 6. Lifetime: 50,000 Hours	100W	14000lm	ETL	✓	Yes
	LAUFO-120W	UFO Highbay / Lowbay	1.AC100-277V - IP65 2.CCT:3000K,4000K,4500K, 5000K,5700K 3.CRI>80, Philips 3030 /LED's 4.60°90°120 Beam angle, IP65 5. 5 Year Warranty 6. Lifetime: 50,000 Hours	120W	16800lm	ETL	✓	Yes
	LAUFO-150W	UFO Highbay / Lowbay	1.AC100-277V - IP65 2.CCT:3000K,4000K,4500K, 5000K,5700K 3.CRI>80, Philips 3030 /LED's 4.60°90°120 Beam angle, IP65 5. 5 Year Warranty 6. Lifetime: 50,000 Hours	150W	24000lm	ETL	✓	Yes
	LAUFO-200W	UFO Highbay / Lowbay	1.AC100-277V - IP65 2.CCT:3000K,4000K,4500K, 5000K,5700K 3.CRI>80, Philips 3030 /LED's 4.60°90°120 Beam angle, IP65 5. 5 Year Warranty 6. Lifetime: 50,000 Hours	200W	28000lm	ETL	✓	Yes
	LA2H+1C		2 Hook and I Cord Kit					

	LA100-150W-U-Bracket		U-BRACKET					
	LA200W-U-Bracket		U-BRACKET					
	LAMWMS		MICROWAVE MOTION SENSOR					
	LAMWDLMS		MICROWAVE + DAYLIGHT MOTION SENSOR					
	LAMWMSIP65		IP65 MICROWAVE MOTION SENSOR					